

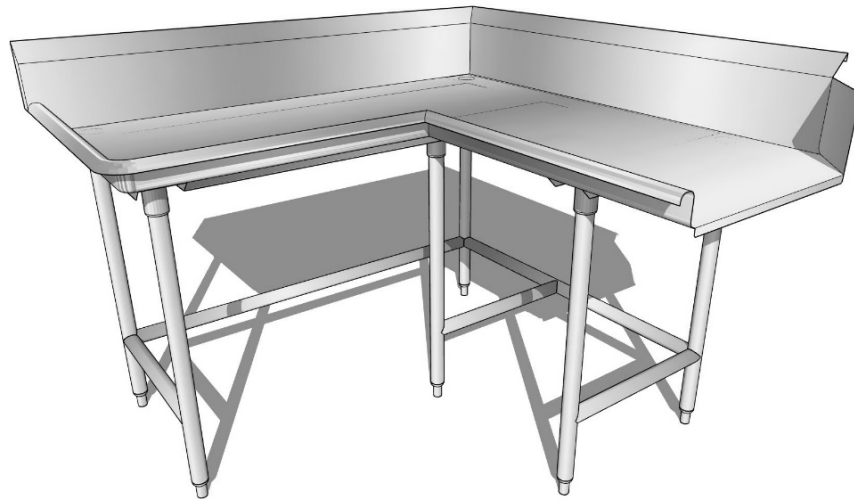
TITAN STAINLESS CUSTOM FOODSERVICE FABRICATION



502 Usher Street · Pageland, SC · 704-243-8717 · www.titan-stainless.com

CLEAN DISHTABLE – CORNER STYLE – LEFT SIDE OF MACHINE

TITAN STAINLESS Dishtables are made using all-welded heavy gauge stainless steel construction. Assembly is not required; however, equipment can be disassembled for convenience. The backs of the tables are formed into a 9" tall x 2" thick backsplash with angled top; all other edges feature our standard 3"H raised rolled edge. Dishmachine opening is 20-3/4" standard. Reinforcing channels are applied to the underside of the top and sealed with double-sided sound dampening tape. 1-5/8" diameter tubing is fitted into stainless steel leg sockets, which are welded to reinforcement below, preventing surface imperfections. Legs are removable, and furnished with adjustable stainless steel bullet feet. 1-5/8" diameter cross-rails are welded to the table legs. All welds are ground and polished to a smooth finish.

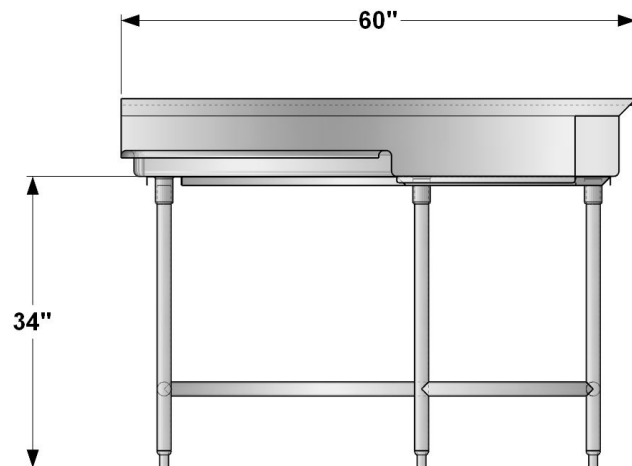
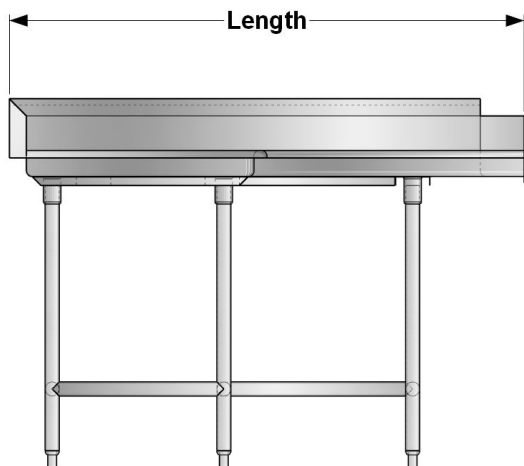


MODEL NUMBER SELECTION / INFORMATION

(Example #: 5CDT-L-CS)

Corner-style dishtables are available in standard lengths from 3'-0" to 10'-0", in 1-foot increments, at the *dishmachine* side of the table—the other length of the table is 60" standard. Standard width is 30" to accommodate standard commercial dishmachines. Additional legs may be added as required, as dictated by the length.

- See **AutoQuotes™** for full list of model numbers and pricing, along with all additional accessories
- Custom sizes and configurations are available upon request



TITAN STAINLESS
502 Usher Street · PO Box 8 · Pageland, SC 29728
Contact: 704-243-8717 · quotes@titan-stainless.com · www.titan-stainless.com

